



DESIGNER




48", 60", 72"
with 6" Verticals



48", 60", 72"
with 11.25" Verticals

SPECIFICATIONS

Style	Colors	Heights	Racking	Section Width	Vertical Size	Rails	Post Size	Standard Post Cap
Designer	White Tan Mocha	48", 60", 72"	2" Standard Optional 2" Rackable Section (12" per 8' Section)	8" Per Ft. Section Widths Available	7/8" x 11.25" Snap Lock Tongue & Groove	1-1/4" x 5-1/2"	3" x 5"	Flat Cap
	Antique Beige Cottage Grey Sienna	48", 60", 72"	1/2" Standard	8" Per Ft. Section Widths Available	7/8" x 6" Tongue & Groove	1-1/4" x 5-1/2"	3" x 5"	Flat Cap

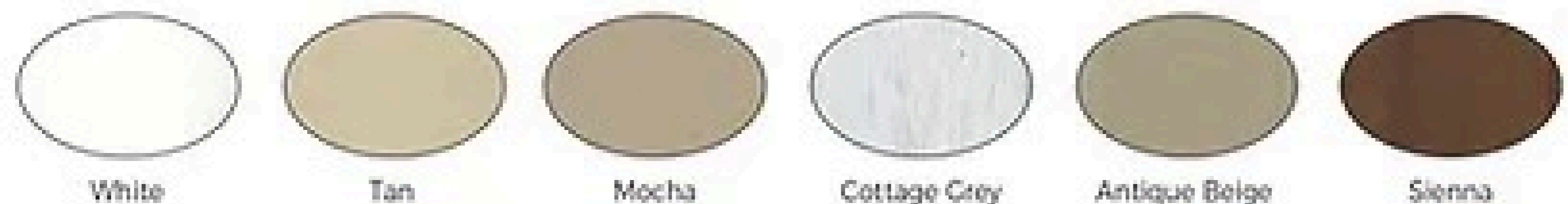


Designer Fence offers the privacy of a vinyl infill with the durability and aesthetics of a powder coated aluminum fence. The aluminum frame of Designer Fence is available in 12 standard AAMA 2604 colors and six vinyl infill colors. Designer Fence is a perfect way to protect your pool, hot tub, patio and yard.

ALUMINUM FRAME AND COMPONENT COLORS



IN-FILL COLORS




FEATURES



Line and End Post Cap



Corner Post Cap



Posts and Rails can be ordered separately for use with your own in-fill